



12GB150C 12Volt 150Ah

Specifications

Nominal Voltage(V) 12V

Nominal Capacity

10 hour rate	(15A to 10.80V)	150Ah
5 hour rate	(25.5A to 10.20V)	127.5Ah
1 hour rate	(82.5A to 9.60V)	82.5Ah
1 C	(150A to 9.60V)	75Ah

Weight Approx . 50kg(110Lbs.)

Internal Resistance (at 1KHz) Approx. 4.1mΩ

Maximum Discharge Current for 5 seconds: 1500A

Charging Methods at 25°C(77°F)

Cycle use:

Charging Voltage 13.8 to 14.4V

Coefficient -5.0mv/°C/cell

Maximum Charging Current: 45A

Standby use:

Float Charging Voltage 13.5 to 13.8V

Coefficient -3.0mv/°C/cell

Operating Temperature Range

Charge -15 °C(5 °F) to 40 °C(104 °F)

Discharge -15 °C(5 °F) to 50 °C(122 °F)

Storage -15 °C(5 °F) to 40 °C(104 °F)

Charge Retention (shelf life) at 20°C(68°F)

1 month 98%

3 month 94%

6 month 85%

Case Material ABS

(UL94-V0 flame retardant case / cover)

Terminal M8

Description of torque value of hard ware for the terminals:

Recommended torque value M8: 7.35 N-m (75kg-cm)

Maximum allowable torque value M8: 9.8 N-m (100kg-cm)



Dimensions mm(inch)




(M8 Bolt)

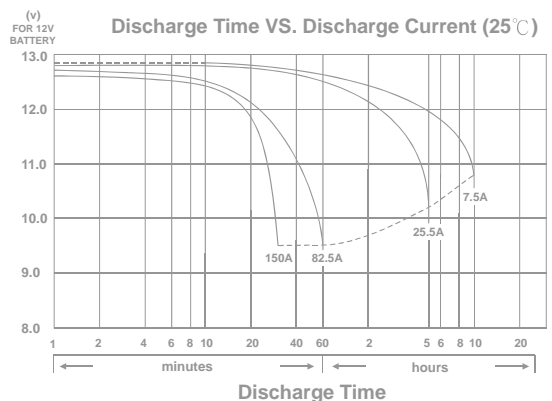


550 ± 3 (21.65 ± 0.12)

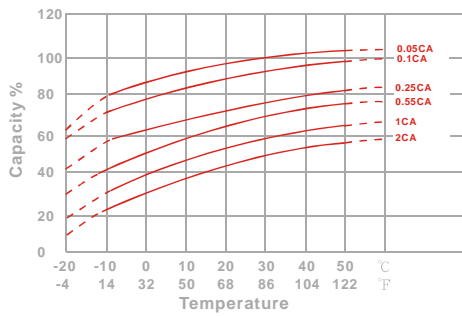
110 ± 3 (4.33 ± 0.12)



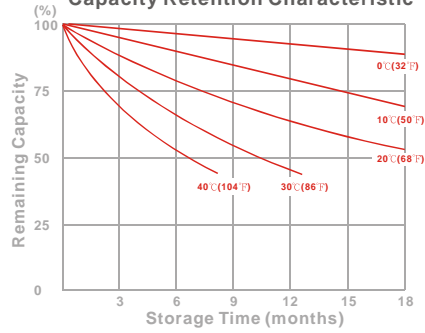
288 ± 3 (11.34 ± 0.12)



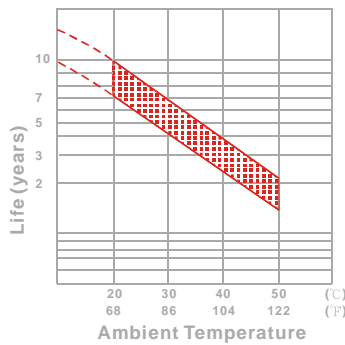
Effect of Temperature on Capacity 25°C(77°F)



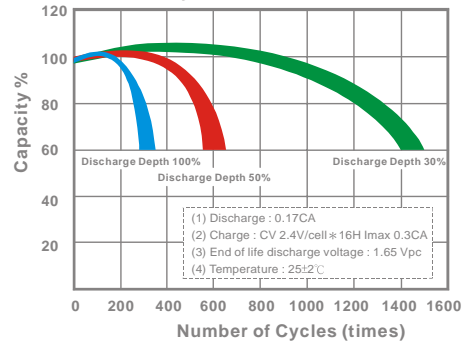
Capacity Retention Characteristic



Trickle (or float) Service Life



Cycle Service Life



- PERFORMANCE DATA

Discharge Rates in Watts to Various End Voltages at 25°C(77°F)

End Voltage		1.85V	1.80V	1.75V	1.70V	1.67V	1.65V	1.60V
Time	min	1571	2020	2327	2524	2582	2645	2712
15	min	1086	1353	1536	1654	1689	1726	1765
30	min	898	960	1001	1030	1035	1041	1048
60	min	530	559	575	588	593	598	604
120	min	421	443	459	471	475	480	485
180	min	345	362	373	382	385	389	393
240	min	293	308	319	326	328	331	334
300	min	201	207	216	222	224	226	228
480	min	166	177	181	184	185	186	187
600	min	87.8	92.7	96.1	99.2	100	101	102
1200	min							

- Discharge Rates in Amperes to Various End Voltages at 25°C(77°F)

End Voltage		1.85V	1.80V	1.75V	1.70V	1.67V	1.65V	1.60V
Time	min	174	211	235	252	257	262	268
15	min	101	124	139	149	152	155	159
30	min	77.2	85.1	87.9	90.3	91.3	92.2	93.6
60	min	42.8	48.6	51.1	52.8	53.5	54.3	55.3
120	min	31.7	36.5	38.4	39.8	40.3	40.9	41.6
180	min	26.8	29.5	30.8	31.8	32.1	32.5	32.9
240	min	23.2	25.1	26.1	26.9	27.1	27.4	27.6
300	min	17.1	18.0	18.5	18.9	19.0	19.2	19.3
480	min	14.3	15.0	15.4	15.7	15.8	15.9	16.0
600	min	7.66	7.98	8.12	8.21	8.24	8.28	8.33
1200	min							

All data on the spec. sheet is an average value:

The tolerance range : $X < 6\text{min}$ (+15%~-15%), $6\text{min} \leq X < 10\text{min}$ (+12%~-12%), $10\text{min} \leq X < 60\text{min}$ (+8%~-8%), $X \geq 60\text{min}$ (+5%~-5%)

Contents in this datasheets are subject to change for improvement without prior notice to users. For clarifications and updated information, please contact us.