

## 12SB130CL 12Volt 130Ah

### Specifications

Nominal Voltage(V) **12V**

#### Nominal Capacity

10 hour rate	(13A to 10.80V)	<b>130Ah</b>
5 hour rate	(22.1A to 10.20V)	<b>110.5Ah</b>
1 hour rate	(78A to 9.60V)	<b>78Ah</b>
1 C	(130A to 9.60V)	<b>82.33Ah</b>

Weight **Approx. 43kg(94.6Lbs.)**

Internal Resistance (at 1KHz) **Approx. 5 mΩ**

#### Maximum Discharge Current for

5 seconds: **1300A**

#### Charging Methods at 25 (77 )

Cycle use:

Charging Voltage **14.4 to 15.0V**

Coefficient -5.0mv/ /cell

Maximum Charging Current : **39A**

Standby use:

Float Charging Voltage **13.50 to 13.80V**

Coefficient -3.0mv/ /cell

Design Life **12 years**

#### Operating Temperature Range

Charge **-15 (5 ) to 40 (104 )**

Discharge **-15 (5 ) to 50 (122 )**

Storage **-15 (5 ) to 40 (104 )**

#### Charge Retention (shelf life) at 20 (68 )

1 month **98%**

3 month **94%**

6 month **85%**

#### Case Material

**ABS**

(UL94-V0 flame retardant case / cover )

#### Terminal

**F16**

#### Description of torque value of hard ware for the terminals:

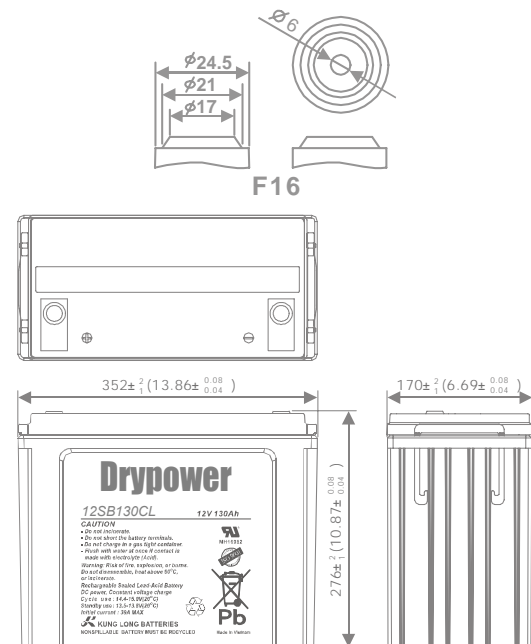
Recommended torque value **M6: 5.39 N-m (55kg-cm)**

Maximum allowable torque value **M6: 8.82 N-m (90kg-cm)**

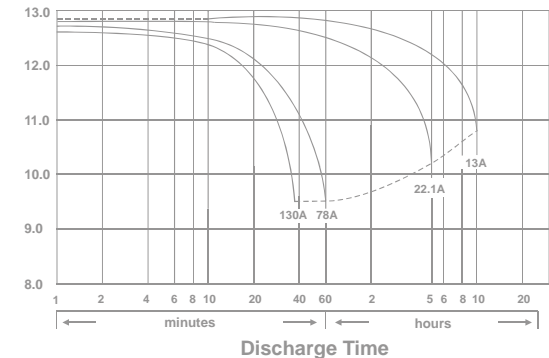


### Dimensions

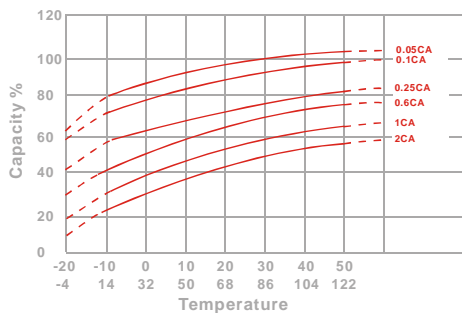
mm(inch)



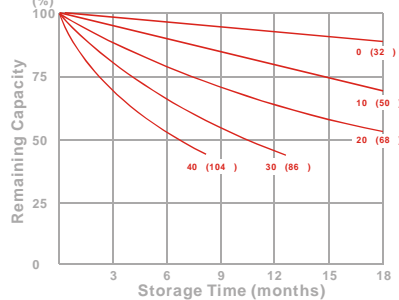
#### Discharge Time VS. Discharge Current (25 )



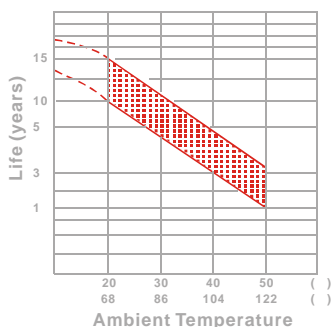
Effect of Temperature on Capacity 25 (77 )



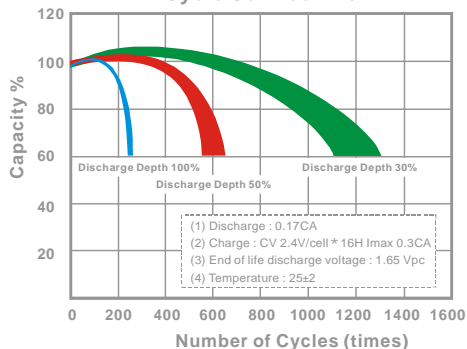
Capacity Retention Characteristic



Trickle (or float) Service Life



Cycle Service Life



**- PERFORMANCE DATA**

Discharge Rates in Watts to Various End Voltages at 25 (77 )

End Voltage		1.85V	1.80V	1.75V	1.70V	1.67V	1.65V	1.60V
5	min	3281	3641	3910	4338	4439	4544	4738
10	min	2943	3179	3341	3494	3563	3635	3772
15	min	2402	2558	2682	2787	2839	2892	2979
30	min	1468	1540	1567	1629	1650	1674	1715
60	min	855	896	928	951	957	965	977
120	min	492	511	529	544	550	557	567
180	min	384	398	412	423	428	434	442
240	min	296	314	325	334	337	341	347
300	min	259	273	282	289	291	294	298
600	min	152	158	162	166	167	169	171
1200	min	78.1	81.2	83.3	85.2	85.9	86.7	86.8

- Discharge Rates in Amperes to Various End Voltages at 25 (77 )

End Voltage		1.85V	1.80V	1.75V	1.70V	1.67V	1.65V	1.60V
5	min	289	362	394	419	429	441	459
10	min	236	265	292	311	320	329	345
15	min	182	211	232	247	252	258	266
30	min	113	128	136	143	146	149	154
60	min	57.8	66.4	73.5	78.9	80.1	81.4	83.6
120	min	37.4	42.4	44.7	46.6	47.3	48.1	49.4
180	min	29.3	32.5	34.4	35.7	36.2	36.9	37.9
240	min	23.7	25.8	27.1	28.0	28.3	28.7	29.2
300	min	21.1	22.4	23.3	23.9	24.1	24.3	24.6
600	min	12.4	13.0	13.3	13.6	13.7	13.9	14.0
1200	min	6.54	6.73	6.87	6.98	7.02	7.07	7.15

All data on the spec. sheet is an average value:

The tolerance range : X<6min(+15%~-15%), 6min X<10min(+12%~-12%), 10min X < 60min(+8% ~-8%), X 60min(+5%~-5%)