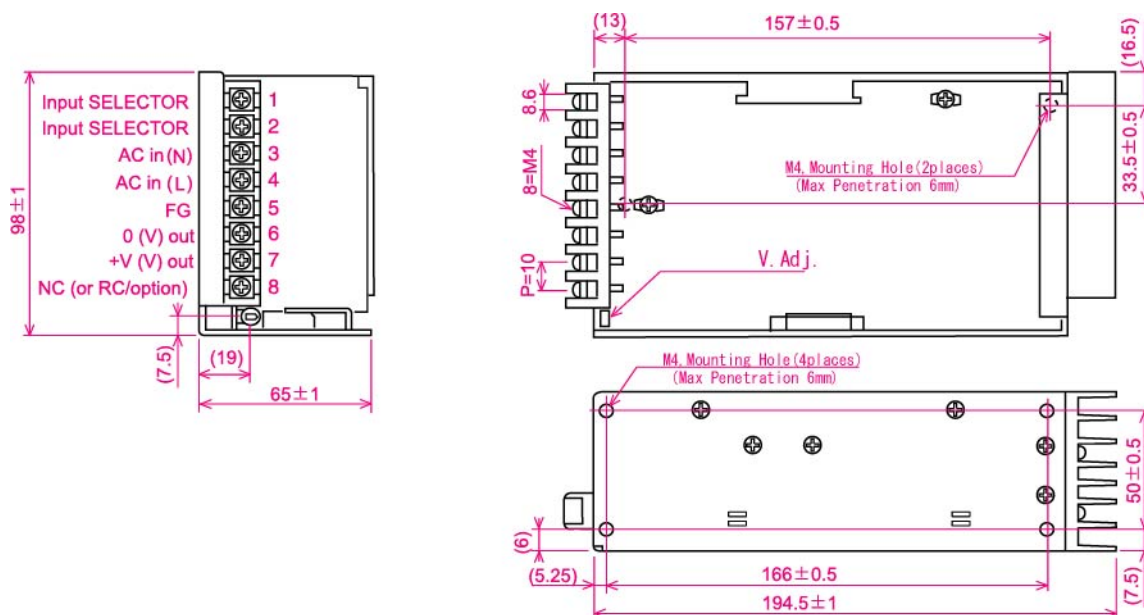


Specifications<AC/DC>	Model		
PLE**HSZ 240W ATTS (Peak 300-360W)/S INGLE	PLE12HSZ	PLE24HSZ	PLE36HSZ
Input Characteristic			
Input Voltage	AC100/200V(by selector)		
Input Range	AC85-132/170-264V(DC220-350V)		
Input Frequency	50/60Hz		
Input Frequency Range	47-440Hz		
Phase	Single		
Inrush Current *1	15A(maximum)at AC100V/30A(maximum) at AC200V		
Efficiency [%] (typical) *2	85/86	88/89	86/87

Dimension (mm)



Specifications<AC/DC>	Model		
PLE**HSZ 240WATTS(Peak 300-360W)/SINGLE	PLE12HSZ	PLE24HSZ	PLE36HSZ
Output Characteristic			
Output Voltage [V]	12	24	36
Output Current [A]	18.0(Peak 25.0)	10.0(Peak 15.0)	6.8(Peak 10.0)
Voltage Adjust Range	+/- 10% of Rated Output Voltage(at no load within the input range)		
Ripple and Noise [mVp-p](maximum) *3	220	340	460
Regulation			
Statistic Line Regulation [mV](maximum)	96	192	288
Statistic Load Regulation [mV](maximum)	108	216	324
Temperature Coefficient *4	0.03%/°C		
Drift[mV](maximum) *5	75	135	195
Dynamic Load Regulation [mV](typical) *6	360	720	1080
Recovery Time *6	0.5mS(typical)		
Rise up time	500mS(maximum) at 25°Cand rated input/output		
Hold up time	20mS(minimum) at 25°Cand rated input/output		
Functions			
Overcurrent Protection [A](minimum)	Current Limiting with automatic recovery		
	25.5	15.5	10.5
Overvoltage Protection \geq 10% of Rated Output Voltage[V]	Output shutdown(to reset,leave 1minute after shut-off)		
	13.2	26.4	39.6
Remote Sense	not available		
Parallel/series Operation	option		
Environmental			
Operating Temperature *7	0 to +50°C		
Operating Humidity	85%RH(non-condensing)		
Storage Temperature	-40 to +85°C		
Storage Humidity	85%RH(non-condensing)		
Withstanding Voltage	Primary-Secondary AC2,500V for 1minute		
	Primary-Frame Ground AC2,500V for 1minute		
	Secondary-Frame Ground AC500V for 1minute		
Isolation Resistance	Primary-Secondary-Frame Ground 50M Ω (minimum) by DC500V insulation tester		
Vibration	5-10Hz:10mm double amplitude,10-55Hz:19.6m/s ² ,20minutes' period for 60minutes each		
Shock	294m/s ²		
Cooling	Convection		
? Leakage Current	1mA(maximum) at 25°Crated input/output and rated input frequency		
? Line Conducted Noise	Built to meet FCC Part15-B Class B		
? Safety			
Weight (typical)	870g/enclosed type:950g		
? MTBF [H]	530,000		
? Switching Frequency[kHz](typical)	85		

Conditions:

*1 at cold start

*2 at AC100/200V input and at 25°Cexcept PLE12SZ

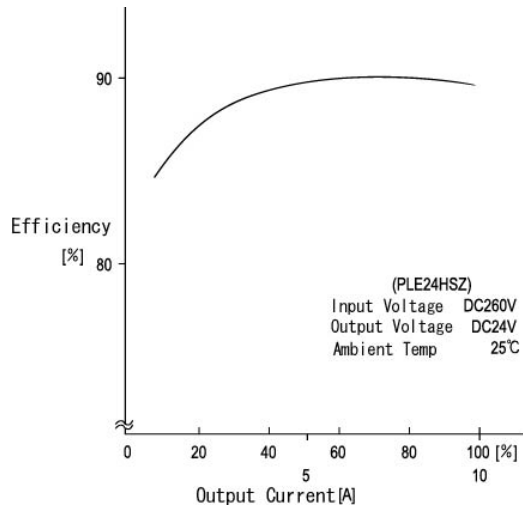
*3 measured by a bayonet probe at output connector at 0 to 100MHz bandwidth

*4 at -5 to +50°C

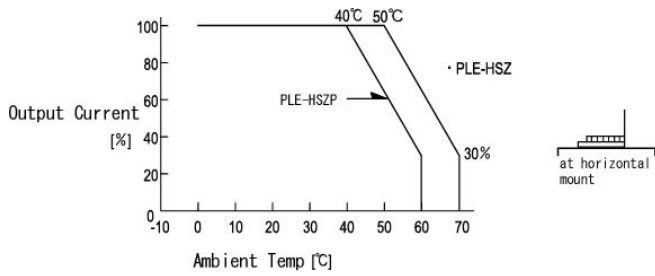
*5 for 7hour period after 1hour warm-up at 25°Cand rated input/output

*6 when output current changed from 25% and 75% of rated output current rapidly at AC100/200V input

Efficiency Curve



Derating Curve



OCP Curve

