

ZVC SERIES



AC/DC Single Output: 25 - 70 Watts



Features

- Universal input 90~264VAC.
- High power density, 8 watts per cubic inch
- Ultra miniature package
- Light weight
- Meets international EMC standards
- CE marked and EMC approved
- Meets international safety standards IEC950, EN60950, UL1950, AS60950
- Field proven design topology
- Quality components, high MTBF >100,000 hrs
- OVP and overload protection
- Convection cooled

Applications

- Point of sale equipment
- Computer peripherals
- Touch screen displays
- Data networking equipment
- Telecommunications
- Industrial control
- Medical equipment

Specifications

INPUT VOLTAGE:	110~240 VAC Auto select, FS & SG 90~264VAC NS & NT
EFFICIENCY:	Model dependent typically 85-90%
FREQUENCY:	47~63Hz
OUTPUT V/A:	Refer to table
OUTPUT POWER:	25 - 70 watts
HOLD UP TIME:	Typically 10ms at full load and 115VAC
LINE REGULATION:	1.0% over input range
LOAD REGULATION:	3% with minimum load and standard cord
MINIMUM LOAD:	No minimum load required for operation, but a minimum load of 10% is required to meet regulation specifications.
OVP:	Yes. FS, SG only
OVERLOAD PROTECTION:	Yes - hiccup mode
RIPPLE & NOISE:	250 - 500mV model dependent
OUTPUT RISE TIME:	Typically <50ms
OPERATING TEMP:	0°C to 40°C at rated power. Derate 2.5% per °C from 40-70°C
HUMIDITY:	5 - 95% non-condensing
COOLING:	Convection cooled
EMI/RFI:	EN55022, class B, EN50082-1
SAFETY:	IEC950, EN60950, UL1950 approved.
MTBF:	>100,000 hours
INPUT CONNECTOR: (Optional)	International IEC320, C8 type two pin, interchangeable with cords for world wide operation.
OUTPUT CORD: (Standard)	Right angle hollow co-axial plug, 2.54mm ID, 5.49mm OD, 9.6mm length. Centre positive. Cord length: 1 metre

DIMENSIONS:	Series	L	W	H
		mm	mm	mm
	FS	89	45	24
	SG	107	44	28.5
	NS	133	58	29.2
NT	115	60.5	29.2	



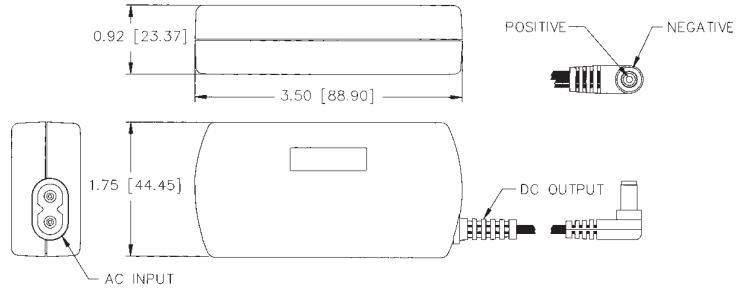
ZVC SERIES



AC/DC Single Output: 25 - 70 Watts

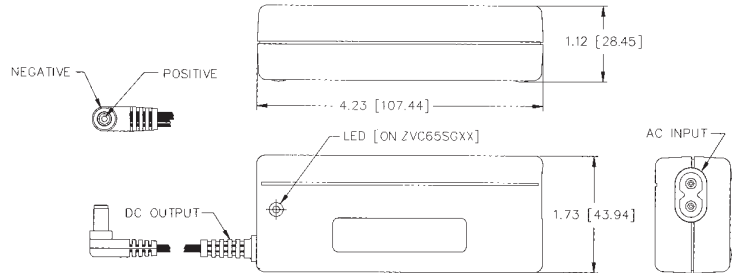
MODEL FS	Output		Power W
	V	A	
ZVC25FS - 09E	9V	2.77A	25W
ZVC36FS - 12E	12V	3.0A	36W
ZVC36FS - 15E	15V	2.4A	36W
ZVC36FS - 19E	19V	1.9A	36W
ZVC36FS - 24E	24V	1.5A	36W
ZVC45FS - 19E	19V	2.36A	45W
ZVC45FS - 24E	24V	1.9A	45W

ZVCF S



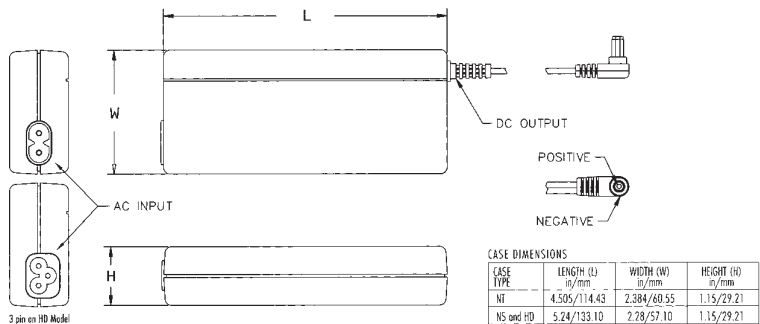
MODEL SG	Output		Power W
	V	A	
ZVC25SG - 05E	5V	5.0A	20W
ZVC45SG - 12E	12V	3.75A	45W
ZVC55SG - 15E	15V	3.66A	55W
ZVC65SG - 19E	19V	3.15A	60W
ZVC65SG - 24E	24V	2.7A	65W
ZVC65SG - 48E	48V	1.35A	65W

ZVCSG



MODEL NS, NT	Output		Power W
	V	A	
ZVC60NT - 12E	12V	5.0A	60W
ZVC60NT - 15E	15V	4.0A	60W
ZVC70NS - 19E	19V	3.5A	66W
ZVC70NS - 24E	24V	2.9A	70W

ZVC NS, NT



(Dimensions in inches)