

PULS does it again:
practical, versatile and reliable like
the SilverLine – yet small like no other.

PULS

CE

UL US LISTED

CB
scheme



Data Sheet

MiniLine

with DC 24-28V / 50W

- Mounted and connected in record time, no tools required
- World-wide approvals (UL, EN, CSA, CB Scheme) for industry and office/home
- Tiny: WxHxD = 45 x 75 x 91mm
- NEC Class 2 Power Supply
- Output voltage adjustable to DC 28V
- 100-240V Wide Range Input (AC 85...264V permitted)
- PULS Overload Design™ (no switch-off at overload but up to 1.5 times nominal current)
- ML50.101 with load sharing for reliable parallel operation

PULS GmbH, Arabellastrasse 15, D-81925 Munich
Tel. +49.(0)89.9278-244, Fax: +49.(0)89.9278-199
sales@puls-power.com, <http://www.puls-power.com>

Mini is more.

◆ Technical Data ML50.100/.101

◆ Input

Input voltage	AC 100-240V (Wide Range), 47...63Hz Admiss. limits: AC 85...264V (DC 85...375V)
Input current	<1.0A (@ AC 100V, 50W P _{out}) <0.6A (@ AC 196V, 50W P _{out})
External Fusing	Not required, unit provides internal fuse (T3AH, not accessible)
Transient immunity	Transient resistance acc. to VDE 0160 / W2 (750V / 1.3ms), over entire load range
Hold-up time (see diagram below)	>171ms bei AC 230V, 24V / 2.1A >97ms @ AC 196V, 24V / 2.1A >17ms @ AC 100V, 24V / 2.1A

◆ Efficiency, Reliability

Efficiency	typ. 88.5% (AC 230V, 24V / 2.1A) (see also diagram below)
Losses	typ. 6.8W (AC 230V, 24V / 2.1A)
MTBF (Reliability)	ca. 600.000h acc. to Siemensnorm SN 29500 (24V / 2.1A, AC 230V, T _{amb} = +40°C)

Prior to shipment, every unit undergoes the following tests in order to isolate any defective units which might suffer an early failure:

- Run-in / burn-in (Full load, T_{amb} = +60°C, on/off cycle)
- Functional test (100%)

◆ Construction, Mechanics, Installation

Robust plastic housing (US Patent No. D442, 9235), fine ventilation grid on three housing sides to keep out small parts (e.g. screws), IP20

Dimensions and weight

- B x H x T 45mm x 75mm x 91mm (+ DIN Rail)
Depth incl. terminals: 98mm (+ DIN Rail)
- Weight 240g

Mounting orientation  (cf. 'Output')

Ventilation/Cooling Normal convection, no fan required

- Free space f. cooling recom'd.: 25mm on sides with ventilation grid

Easy snap-on mounting onto the DIN-rail (TS35/7,5 or TS35/15).

Unit sits safely and firmly on the rail; no tools required even to remove

Connection by Spring Clamp terminals; uniformly firm hold, vibration-resistant and maintenance-free: 2 terminals per output

Connector size range

- flexible cable 0.3-2.5mm² (28-12 AWG)
- solid cable 0.3-4mm² (28-12 AWG)
Ferrules admissible
- Wire strip length 6mm (0.24in) recommended

Design details – for your advantage:

- All terminals are easy to reach as mounted on the front panel.
- Input and output are strictly apart from each other (input below, output above) and so cannot be mixed up
- **Mounting and connection do not require any screwdriver**
→ Easy, quick, durable and reliable installation

◆ Output (incl. Logic)

Output voltage	DC 24-28V, adj. by front panel potentiometer • preset 24.5V ±0.5% (ML50.101: at half I _{rated})
Voltage regulation	stat. 0.5% V _{out} (ML50.100) / 5% (ML50.101, load sharing), dyn. ±2% V _{out} overall
Ripple/Noise	<50mV _{pp} (20MHz bandw., 50 Ω-measur.)
Overvoltage prot. (OVP)	<40V
Output noise suppression	Radiated EMI values below EN50081-1, even with long (>2m), unscreened output cables
Rated continuous loading	up to 2.1A (convection cooling) depending on built-in orientation, V _{in} and T _{amb} ; for details see derating diagram below
Overload behaviour	PULS Overload Design™ : No switch-off at overload/short-circuit, instead: up to 1.5 · I _{rated} . So you need no oversizing to start awkward loads.
Protection	Unit is protected against (also permanent) short-circuit, overload and open-circuit
Derating	depending on built-in orientation; see diagram below
Parallel operation	Yes with ML50.101 by load sharing, inclined characteristic curve (ΔV = ±0.6V @ 0A...I _{rated})
Power back immunity	35V
Operation indicator	Green LED (DC OK), threshold: V _{out} = 20V
DC OK output	To feed a 24V relay (R _{coil} >700Ω). Relay operates, if output voltage exceeds threshold value Free-wheeling diode for relay is included in the power supply unit
Threshold	V _{out} = 20V ±4%

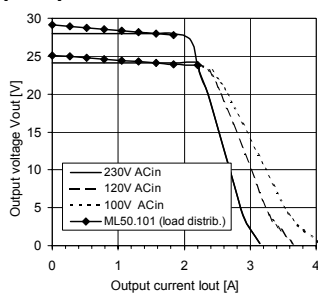
◆ Environmental Data, EMC, Safety

Ambient temperature range (measured 25mm below unit)	
• storage, transport	-25°C ... +85°C
• operation	-10°C ... +70°C (for derating see diagram below)
Humidity	max. 95% (without condensation)
Electromagnetic emissions (EME)	EN 61000-6-3 (includes EN 61000-6-4) Class B (EN 55011, EN 55022) incl. Annex A thanks to noise suppression
Electromagnetic immunity (EMI)	EN 61000-6-2 (includes EN 61000-6-1)
Safe low voltage:	SELV (EN60950, VDE0100/T.410), PELV (EN50178)
Prot. class/degree:	Class I (EN60950) / IP20 (EN60529)

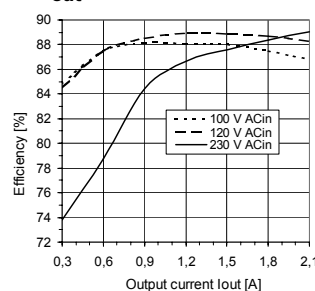
The PSU complies with all major **safety approvals** for EU (EN 60950, EN 60204-1, EN 50178), USA (UL 60950, E137006, UL508 LISTED, E198865), Canada (CAN/CSA-C22.2 No 60950 [CUR], CAN/CSA-C22.2 No. 14 [CUL]), CB Scheme (IEC 60950).

◆ Diagrams

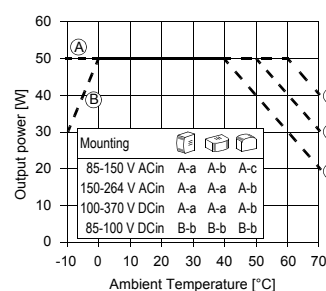
Output characteristic V_{out}/I_{out} (min.)



Efficiency (@ V_{out} = 24V, typ.)



Derating of output power



Hold-up time with ACin (@ V_{out} = 24V, typ. + min.)

