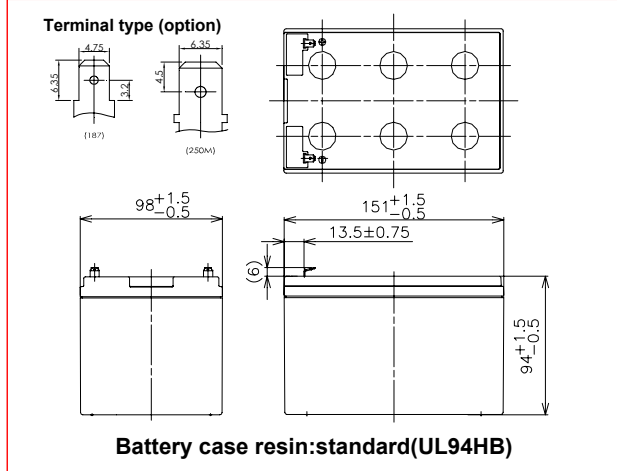


**LC-CA1215**

For main power supplies  
Cycle long life type.



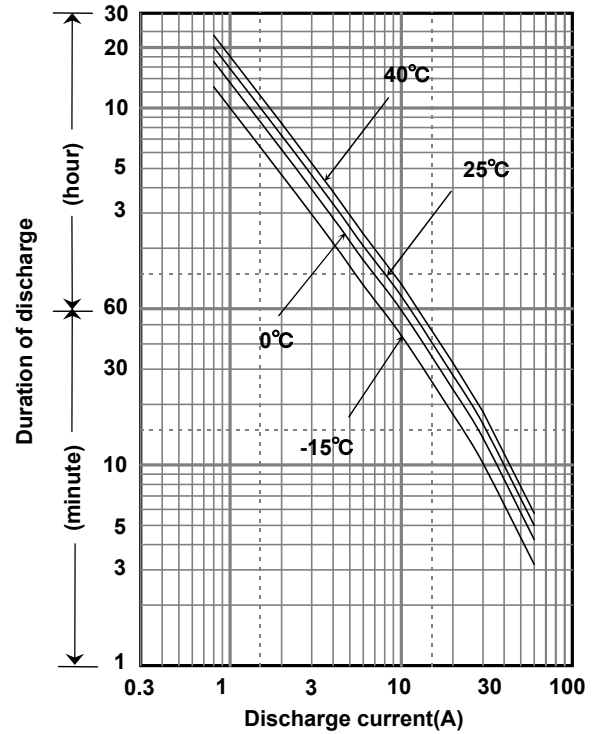
■ Dimensions(mm)



■ Specification

Nominal Voltage		12V
Rated Capacity(20HR)		15Ah
Dimensions	Length	151 mm
	Width	98 mm
	Height	94 mm
	Total height	100 mm
Approx. Mass		4.2 kg
Terminal		Faston 187 & 250M

■ Duration of discharge vs. discharge current



■ Characteristics

Capacity (25 °C)	20 hour rate	15Ah
	10 hour rate	14Ah
	5 hour rate	12.9Ah
	1 hour rate	10Ah
Internal Resistance	Fully charged battery (25 °C)	15 mΩ
Temperature Dependency of Capacity (20 hour rate)	40 °C	102%
	25 °C	100%
	0 °C	85%
	-15 °C	65%
Self Discharge (25 °C)	After 3 months	91%
	After 6 months	82%
	After 12 months	64%

■ Watt Table(25°C)

Cut-off V	(Wattage/Battery)																
	3min	5min	10min	15min	20min	30min	45min	1h	1.5h	2h	3h	4h	5h	6h	10h	20h	24h
9.6V	850	682	455	350	292	217	157	123	83.9	65.0	47.1	36.0	29.9	25.2	16.2	8.75	7.30
9.9V	799	646	444	343	286	213	156	123	82.8	64.6	46.9	35.8	29.7	25.1	16.1	8.74	7.29
10.2V	741	607	433	336	281	211	154	121	81.4	63.4	46.4	35.7	29.5	24.9	15.9	8.72	7.27
10.5V	667	555	404	318	270	206	152	118	80.1	61.9	45.7	35.5	29.4	24.8	15.9	8.70	7.25
10.8V	576	497	368	300	263	199	146	116	77.7	59.6	44.8	35.1	28.9	24.5	15.7	8.66	7.21

■ Ampere Table(25°C)

Cut-off V	(Ampere/Battery)																
	3min	5min	10min	15min	20min	30min	45min	1h	1.5h	2h	3h	4h	5h	6h	10h	20h	24h
9.6V	76.5	61.2	40.6	30.4	25.2	18.5	13.4	10.5	7.11	5.49	3.96	3.01	2.49	2.10	1.35	0.73	0.61
9.9V	71.8	58.0	39.7	29.9	24.7	18.2	13.3	10.4	7.01	5.45	3.94	3.00	2.48	2.09	1.34	0.73	0.61
10.2V	66.6	54.5	38.6	29.2	24.2	18.1	13.1	10.3	6.89	5.36	3.90	2.99	2.46	2.08	1.33	0.73	0.61
10.5V	59.9	49.8	36.1	27.6	23.3	17.6	13.0	10.0	6.78	5.22	3.84	2.97	2.45	2.07	1.33	0.72	0.60
10.8V	51.8	44.6	32.9	26.1	22.7	17.0	12.5	9.82	6.58	5.03	3.77	2.94	2.41	2.04	1.31	0.72	0.60

### Charging Method

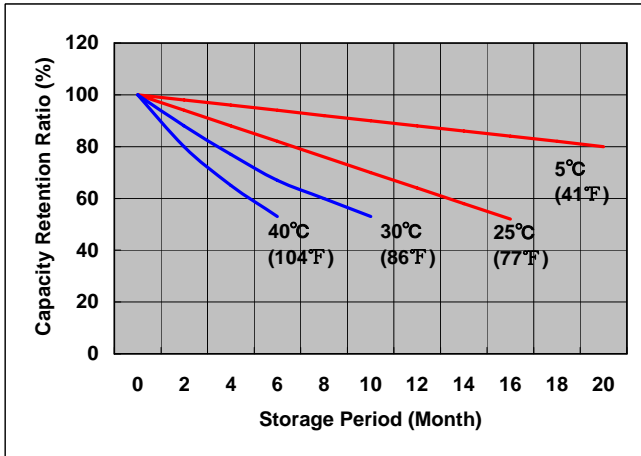
(25°C)

Cycle use	Control voltage 14.5-14.9V; Initial current 6A or smaller
-----------	---

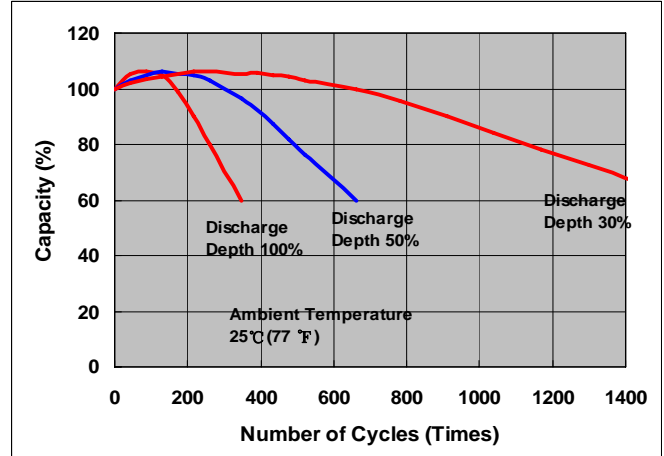
### Cut off voltage

Discharge current	0.75A-3A	3A-7.5A	7.5A-15A	15A-30A	30A-45A
Cut off voltage(V)	10.5	10.2	9.9	9.3	8.7

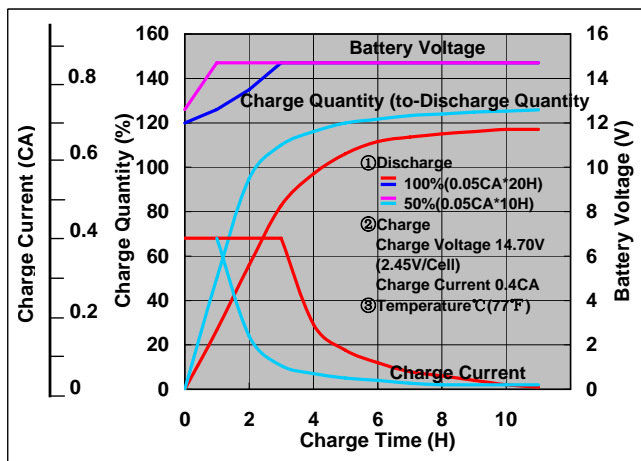
### Residual capacity test result



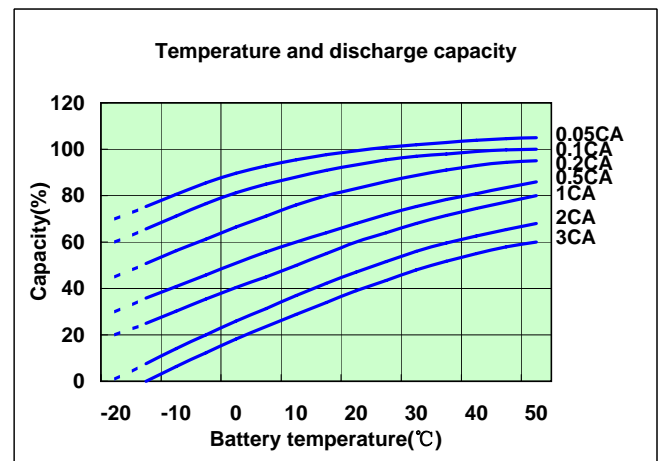
### Cycle life vs. Depth of discharge



### Constant-voltage and constant-current charge characteristics



### Discharge capacity by temperature and by discharge current



### Discharge characteristics(25°C)

