

**KEY FEATURES**

- Power Module for PCB Mountable
- 2:1 & 4:1 Wide Input Range
- Regulated Output
- Low Ripple and Noise



**ELECTRICAL SPECIFICATIONS**

Model No. ( Single Output )	SB08-12-3.3S	SB08-12-5S	SB08-12-12S	SB08-12-15S	SB08-12-24S
Input Voltage (V.DC.) (Note 3)	12V (9-18V)	12V (9-18V)	12V (9-18V)	12V (9-18V)	12V (9-18V)
Output Voltage (V.DC.)	3.3V/2000mA	5V/1500mA	12V/666mA	15V/533mA	24V/333mA
Efficiency	67%	69%	76%	75%	68%
Minimum Load	4%	3%	5%	5%	4%

Model No. ( Single Output )	SB08-24-3.3S	SB08-24-5S	SB08-24-12S	SB08-24-15S	SB08-24-24S
Input Voltage (V.DC.) (Note 3)	24V (18-36V)	24V (18-36V)	24V (18-36V)	24V (18-36V)	24V (18-36V)
Output Voltage (V.DC.)	3.3V/2000mA	5V/1500mA	12V/666mA	15V/533mA	24V/333mA
Efficiency	72%	73%	80%	80%	77%
Minimum Load	3%	3%	4%	4%	4%

Model No. ( Single Output )	SB08-24F-5S	SB08-24F-12S	SB08-24F-15S
Input Voltage (V.DC.) (Note 3)	24V (9-36V)	24V (9-36V)	24V (9-36V)
Output Voltage (V.DC.)	5V/1500mA	12V/666mA	15V/533mA
Efficiency	66%	72%	71%
Minimum Load	4%	5%	5%

Model No. ( Single Output )	SB08-48-3.3S	SB08-48-5S	SB08-48-12S	SB08-48-15S	SB08-48-24S
Input Voltage (V.DC.) (Note 3)	48V (36-75V)	48V (36-75V)	48V (36-75V)	48V (36-75V)	48V (36-75V)
Output Voltage (V.DC.)	3.3V/2000mA	5V/1500mA	12V/666mA	15V/533mA	24V/333mA
Efficiency	73%	74%	80%	80%	79%
Minimum Load	3%	3%	4%	4%	4%

Model No. ( Single Output )	SB08-48F-5S
Input Voltage (V.DC.) (Note 3)	48V (18-75V)
Output Voltage (V.DC.)	5V/1500mA
Efficiency	73%

Model No. ( Dual Output )	SB08-12-5D	SB08-12-12D	SB08-12-15D
Input Voltage (V.DC.) (Note 3)	12V (9-18V)	12V (9-18V)	12V (9-18V)
Output Voltage (V.DC.)	±5V / ±800mA	±12 / ±333mA	±15 / ±267mA
Efficiency	70%	75%	74%
Minimum Load	4%	5%	5%

Model No. ( Dual Output )	SB08-24-5D	SB08-24-12D	SB08-24-15D
Input Voltage (V.DC.) (Note 3)	24V (18-36V)	24V (18-36V)	24V (18-36V)
Output Voltage (V.DC.)	±5V / ±800mA	±12 / ±333mA	±15 / ±267mA
Efficiency	73%	78%	74%
Minimum Load	2%	5%	6%

Model No. ( Dual Output )	SB08-24F-15D
Input Voltage (V.DC.) (Note 3)	24V (9-36V)
Output Voltage (V.DC.)	±15 / ±267mA
Efficiency	74%

Model No. ( Dual Output )	SB08-48-5D	SB08-48-12D	SB08-48-15D
Input Voltage (V.DC.) (Note 3)	48V (36-75V)	48V (36-75V)	48V (36-75V)
Output Voltage (V.DC.)	±5V / ±800mA	±12 / ±333mA	±15 / ±267mA
Efficiency	73%	77%	74%
Minimum Load	4%	5%	3%

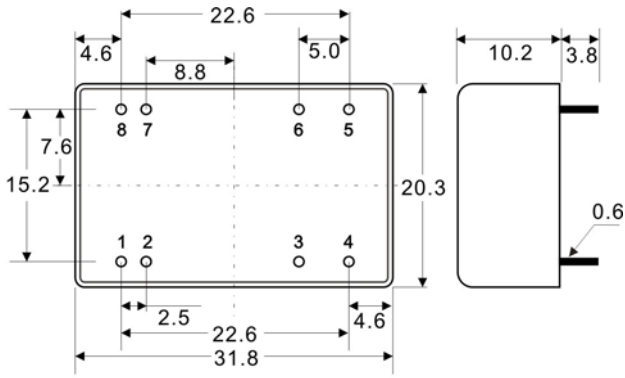
Model No. ( Single Output )	SB08-12-3.3S SB08-24--3.3S SB08-24--3.3S	SB08-12-5S SB08-24--5S SB08-24F-5S SB08-48-5S SB08-48F-5S	SB08-12-12S SB08-24--12S SB08-24F-12S SB08-48-12S	SB08-12-15S SB08-24--15S SB08-24F-15S SB08-48-15S	SB08-12-24S SB08-24--24S SB08-48-24S	
Max Output Wattage (W)	6.6W	7.5W	8W	8W	8W	
Input	Input Filter L-C type					
Output	Voltage (V.DC.)	3.3	5	12	15	24
	Voltage Accuracy	±2%				
	Current (mA) max	2000	1500	666	533	333
	Line Regulation (LL-HL) (typ.)	±0.5%				
	Load Regulation (10-100%) (typ.)	±3%	±1%	±1%	±1%	±1%
	Ripple	<0.2% Vout +20mV max (Vp-p)				
	Noise	<0.5% Vout +50mV max (Vp-p)				
Protection	Switching Frequency	300KHz				
	Over Power Protection	Works over 120% of rating and recovers automatically.				
Isolation	Short Circuit Protection	Current limit, auto-recovery				
	Voltage	1600 VDC.				
	Resistance	10 <sup>8</sup> ohms				
Environment	Capacitance	1000 pF				
	Operating Temperature	-25°C...+70°C (with derating)				
	Storage Temperature	-55°C...+105°C				
	Case Temperature	+100°C max.				
	Temperature Coefficient	±0.02% Per°C				
	Humidity	95% RH				
Physical	MTBF	>800,000 h @ 25°C (MIL-HDBK-217F)				
	Dimension (L x W x H)	1.25 x 0.8 x 0.4 Inches ( 31.8 x 20.3 x 10.2 mm ) Tolerance ±0.5 mm				
	Case Material	Six-side shielded Aluminum with Non-Conductive base, Black Anodize				
	Weight	13 g				
Cooling Method	Free-air convection					

- 1.All specifications valid at normal input voltage, full load and +25°C after warm-up time unless otherwise stated.
- 2.Ripple & Noise are measured at 20MHz of bandwidth with 0.1µF & 47UF parallel capacitor.
- 3.If Input Voltage <10 VDC needs 1% Minimum Load.

Model No. ( Dual Output )	SB08-12-5D SB08-24--5D SB08-48-5D	SB08-12-12D SB08-24--12D SB08-48-12D	SB08-12-15D SB08-24--15D SB08-24F-15D SB08-48-15D	
Max Output Wattage (W)	8W	8W	8W	
Input	Input Filter L-C type			
Output	Voltage (V.DC.)	±5	±12	±15
	Voltage Accuracy	±2%		
	Current (mA) max	±800	±333	±267
	Line Regulation (LL-HL) (typ.)	±0.5%		
	Load Regulation (10-100%) (typ.)	±1%	±1%	±1%
	Ripple	<0.2% Vout +20mV max (Vp-p)		
	Noise	<0.5% Vout +50mV max (Vp-p)		
Protection	Switching Frequency	300KHz		
	Over Power Protection	Works over 120% of rating and recovers automatically.		
Isolation	Short Circuit Protection	Current limit, auto-recovery		
	Voltage	1600 VDC.		
	Resistance	10 <sup>8</sup> ohms		
Environment	Capacitance	1000 pF		
	Operating Temperature	-25°C...+70°C (with derating)		
	Storage Temperature	-55°C...+105°C		
	Case Temperature	+100°C max.		
	Temperature Coefficient	±0.02% Per°C		
	Humidity	95% RH		
Physical	MTBF	>800,000 h @ 25°C (MIL-HDBK-217F)		
	Dimension (L x W x H)	1.25 x 0.8 x 0.4 Inches ( 31.8 x 20.3 x 10.2 mm ) Tolerance ±0.5 mm		
	Case Material	Six-side shielded Aluminum with Non-Conductive base, Black Anodize		
	Weight	13 g		
Cooling Method	Free-air convection			

- 1.All specifications valid at normal input voltage, full load and +25°C after warm-up time unless otherwise stated.
- 2.Ripple & Noise are measured at 20MHz of bandwidth with 0.1µF & 47UF parallel capacitor.
- 3.If Input Voltage <10 VDC needs 1% Minimum Load.

**MECHANICAL DIMENSION ( Top View )**

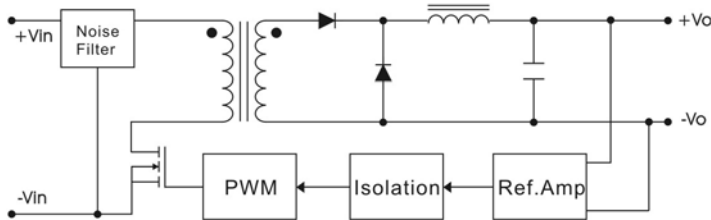


Tolerance  $\pm 0.5$  mm

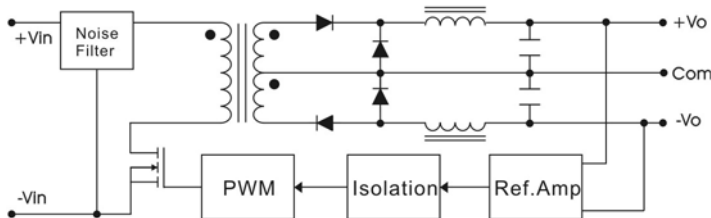
PIN#	Single	Dual
1	-VIN	-VIN
2	-VIN	-VIN
3	NC	COMMON
4	NC	-VOUT
5	+VOUT	+VOUT
6	-VOUT	COMMON
7	+VIN	+VIN
8	+VIN	+VIN

**BLOCK DIAGRAM**

**Single Output**



**Dual Output**



**DERATING**

