

KEY FEATURES

- Power Module for PCB Mountable
- Low Cost but High Reliability
- 4:1 Wide Input Range
- Regulated Output
- Low Ripple and Noise



ELECTRICAL SPECIFICATIONS

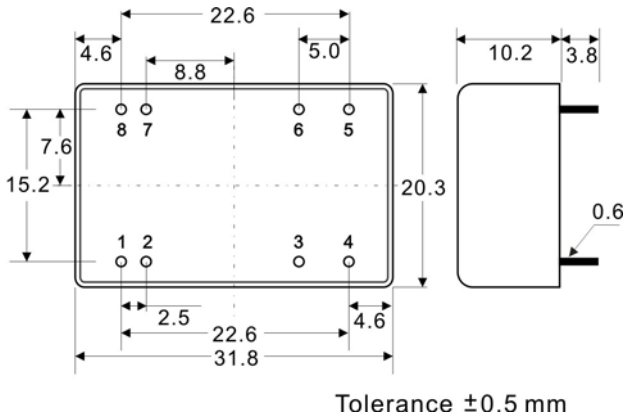
Model No.	ZA05-24-3.3S	ZA05-24-5S	ZA05-24-12S	ZA05-24-15S	ZA05-24-24S	ZA05-24-5D	ZA05-24-12D	ZA05-24-15D
Max. Output Wattage (W)	4W	5W	6W	6W	6W	5W	6W	6W
Input Voltage (V.DC.) (Note 3)	24V (9-36V)	24V (9-36V)	24V (9-36V)	24V (9-36V)	24V (9-36V)	24V (9-36V)	24V (9-36V)	24V (9-36V)
Output Voltage (V.DC.)	3.3V / 1200mA	5V / 1000mA	12V / 500mA	15V / 400mA	24V / 250mA	±5V / ±500mA	±12V / ±250mA	±15V / ±200mA
Efficiency	71%	75%	82%	79%	81%	75%	78%	75%

Model No.	ZA05-48-3.3S	ZA05-48-5S	ZA05-48-12S	ZA05-48-15S	ZA05-48-24S	ZA05-48-5D	ZA05-48-12D	ZA05-48-15D
Max. Output Wattage (W)	4W	5W	6W	6W	6W	5W	6W	6W
Input Voltage (V.DC.) (Note 3)	48V (18-75V)	48V (18-75V)	48V (18-75V)	48V (18-75V)	48V (18-75V)	48V (18-75V)	48V (18-75V)	48V (18-75V)
Output Voltage (V.DC.)	3.3V / 1200mA	5V / 1000mA	12V / 500mA	15V / 400mA	24V / 250mA	±5V / ±500mA	±12V / ±250mA	±15V / ±200mA
Efficiency	71%	75%	82%	82%	81%	77%	83%	81%

Model No.	ZA05-24-3.3S ZA05-48-3.3S	ZA05-24-5S ZA05-48-5S	ZA05-24-12S ZA05-48-12S	ZA05-24-15S ZA05-48-15S	ZA05-24-24S ZA05-48-24S	ZA05-24-5D ZA05-48-5D	ZA05-24-12D ZA05-48-12D	ZA05-24-15D ZA05-48-15D	
Max Output Wattage (W)	4W	5W	6W	6W	6W	5W	6W	6W	
Input	Input Filter: π type								
Output	Input Voltage (V.DC.)	3.3	5	12	15	24	±5	±12	±15
	Voltage Accuracy	±2%							
	Current (mA) max	1200	1000	500	400	250	±500	±250	±200
	Line Regulation (LL-HL) (typ.)	±0.5%							
	Load Regulation (10-100%) (typ.)	±3%	±1%	±1%	±1%	±1%	±1%	±1%	±1%
Protection	Ripple & Noise	<0.5% Vout +50mV max (Vp-p)							
	Over Power Protection	Works over 120% of rating and recovers automatically.							
	Short Circuit Protection	Current limit, auto-recovery							
Isolation	Voltage	1600 VDC.							
	Resistance	10 ⁸ ohms							
	Capacitance	1000 pF							
Environment	Operating Temperature	-25°C...+70°C (at Full Load)							
	Storage Temperature	-55°C...+105°C							
	Case temperature	+100°C max.							
	Temperature Coefficient	±0.02% Per°C							
	Humidity	95% RH							
Physical	MTBF	>800,000 h @ 25°C (MIL-HDBK-217F)							
	Dimension (L x W x H)	1.25 x 0.8 x 0.4 Inches (31.8 x 20.3 x 10.2 mm) Tolerance ±0.5 mm							
	Case Material	Five-side shielded Aluminum with Non-Conductive base, Black Anodize							
	Weight	13 g							
	Cooling Method	Free-air convection							

1.All specifications valid at normal input voltage, full load and +25°C after warm-up time unless otherwise stated.
 2.Ripple & Noise are measured at 20MHz of bandwidth with 0.1UF & 47UF parallel capacitor.
 3.If Input Voltage <10 VDC needs 1% Minimum Load.

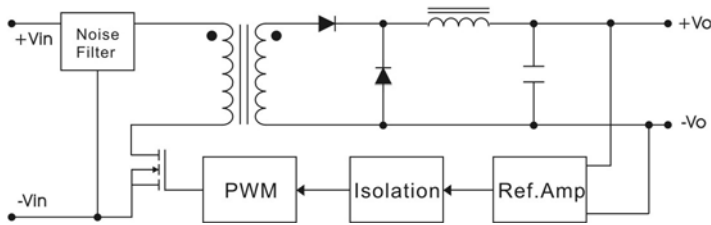
MECHANICAL DIMENSION (Top View)



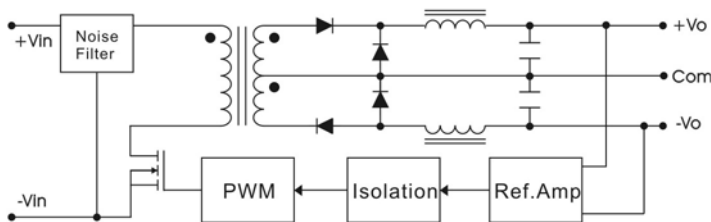
PIN#	Single	Dual
1	-VIN	-VIN
2	-VIN	-VIN
3	NC	COMMON
4	NC	-VOUT
5	+VOUT	+VOUT
6	-VOUT	COMMON
7	+VIN	+VIN
8	+VIN	+VIN

BLOCK DIAGRAM

Single Output



Dual Output



DERATING

