

KEY FEATURES

- Enclosed Switching Power Supply
- Universal Input: 90-264 VAC
- With P.F.C. Function, PF>0.95
- Free Air Convection
- High Efficiency up to 93%
- RoHS Compliant Design
- Ultra Compact Size: 6.0 x 4.18 x 1.38 Inches



ELECTRICAL SPECIFICATIONS

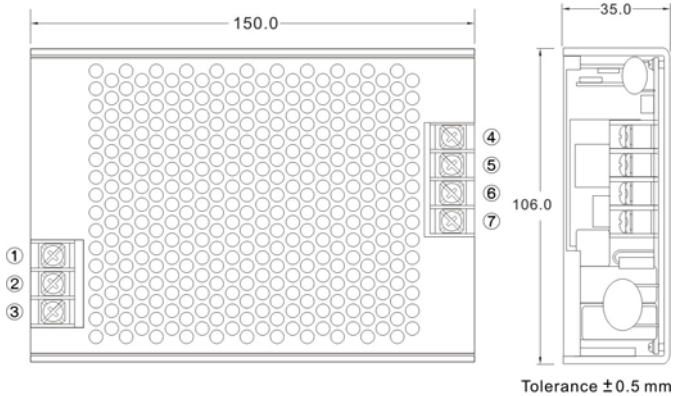
All specifications valid at normal input voltage, full load and +25°C after warm-up time unless otherwise stated.

| Model No. | AQF240E-12S | AQF240E-15S | AQF240E-24S | AQF240E-28S | AQF240E-36S | AQF240E-32S | AQF240E-48S | |
|------------------------|-------------------------------------|---|--|-------------|-------------|-------------|-------------|-----|
| Max Output Wattage (W) | 200W | 220W | 240W | | | | | |
| Input | Voltage | | 90-264 VAC or 120-370 VDC | | | | | |
| | Frequency (Hz) | | 47-63 Hz | | | | | |
| | Current (Full load) | | <3.0 A max. (115 VAC) / <1.5 A max. (230 VAC) | | | | | |
| | Inrush Current (<2ms) | | < 30 A max. (115 VAC) / < 60 A max. (230 VAC) | | | | | |
| | Leakage Current | | < 0.5 mA max. | | | | | |
| | Power Factor | | PF>0.98 (115 VAC) / PF>0.95 (230 VAC) at Full Load | | | | | |
| Output | Voltage (V.DC.) | 12V | 15V | 24V | 28V | 36V | 32V | 48V |
| | Voltage Accuracy | ±2% | | | | | | |
| | Current (Convection) (A) max | 16.66 | 14.66 | 10 | 8.57 | 6.66 | 7.5 | 5 |
| | Line Regulation | ±1% | | | | | | |
| | Load Regulation | ±1% | | | | | | |
| | Minimum Load | 2% | | | | | | |
| | Maximum Capacitive Load | 470-23,000µF depending on model | | | | | | |
| | Ripple & Noise (max.) | 120mVp-p | | | 200mVp-p | | | |
| | Efficiency (at 230VAC) | 90% | 90% | 92% | 92% | 92% | 92% | 93% |
| | Hold-up Time | 20 ms min. | | | | | | |
| Protection | Over Power Protection | Auto recovery | | | | | | |
| | Over Voltage Protection | Latch Off | | | | | | |
| | Short Circuit Protection | Latch Off | | | | | | |
| Isolation | Input-Output (V.AC) | 4000VAC or 5656VDC | | | | | | |
| | Input-FG (V.AC) | 2000V | | | | | | |
| | Output-FG (V.AC) | 500V | | | | | | |
| Environment | Operating Temperature | -10°C...+70°C (with derating) | | | | | | |
| | Storage Temperature | -25°C...+85°C | | | | | | |
| | Temperature Coefficient | ±0.03%/°C (0~50°C) | | | | | | |
| | Humidity | 95% RH | | | | | | |
| | MTBF | >50,000 h @ 25°C (MIL-HDBK-217F) | | | | | | |
| Physical | Vibration | 10~500Hz, 2G 10min./1cycle, 60min. each along X, Y, Z axes. | | | | | | |
| | Dimension (L x W x H) | 6.0 x 4.18 x 1.38 Inches (150.0 x 106.0 x 35.0 mm) Tolerance ±0.5 mm | | | | | | |
| | Weight | 610 g | | | | | | |
| Safety | Cooling Method | Free convection | | | | | | |
| | Agency Approvals | CE, UL60950, CB | | | | | | |
| EMC | EMI (Conducted & Radiated Emission) | EN 55022 class B | | | | | | |
| | EMS (Noise Immunity) | EN 55024 | | | | | | |

NOTE

1. Ripple & Noise are measured at 20MHz of bandwidth with 0.1uF & 47uF parallel capacitor.
2. Strongly recommend to conduct this test with DC Voltage. If customer wishes to test with AC Voltage, please disconnect all Y-Capacitors within Arch power supply.

MECHANICAL DIMENSION (Top View)



| PIN# | Single |
|------|-----------|
| 1 | AC IN (L) |
| 2 | AC IN (N) |
| 3 | FG |
| 4 | +DC OUT |
| 5 | +DC OUT |
| 6 | -DC OUT |
| 7 | -DC OUT |

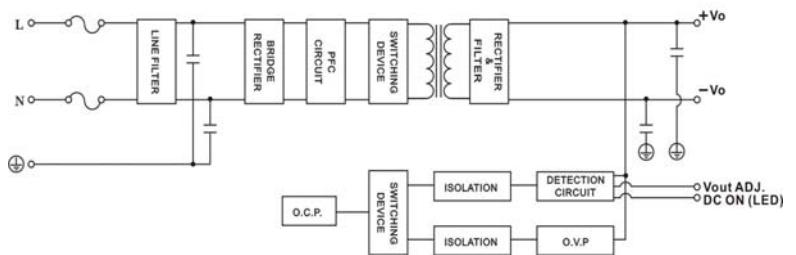
ASSEMBLY INSTRUCTIONS

*U Case T=2.0mm

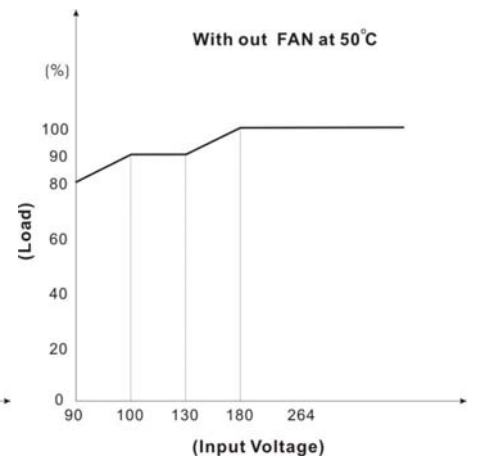
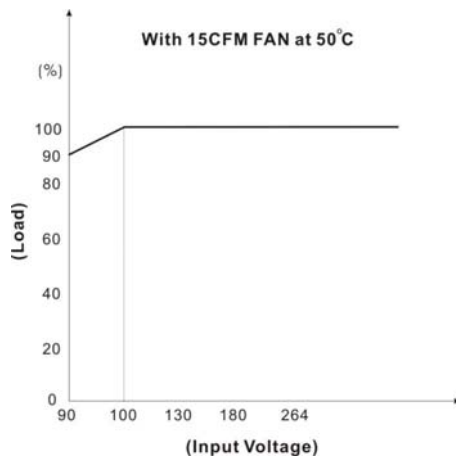
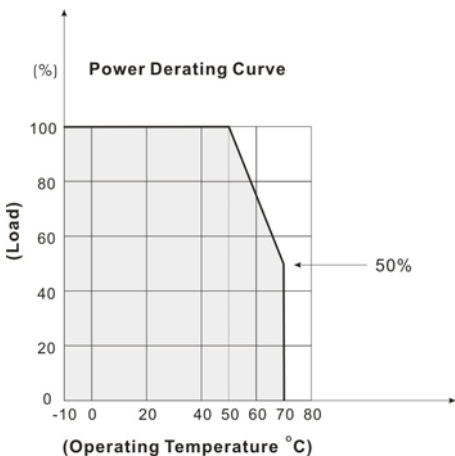
Customer is advised to screw into the threads no more than 2.0mm

BLOCK DIAGRAM

Single Output



DERATING

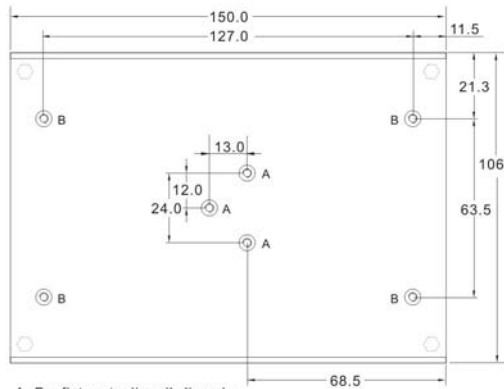
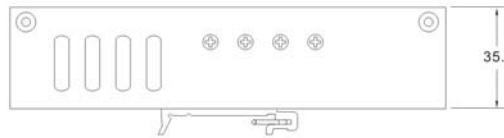
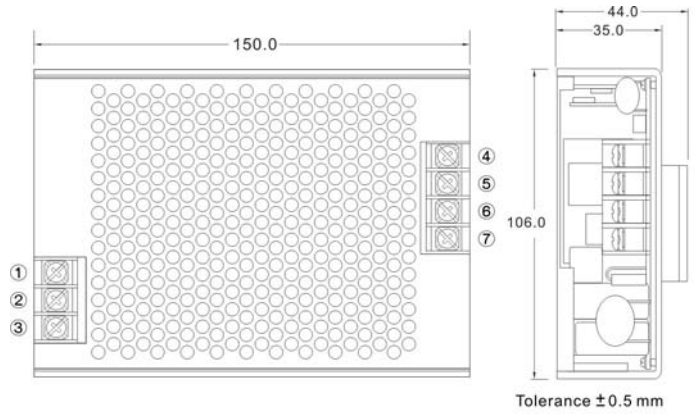


Din Rail Kit

AQF240E-DIN



| PIN# | Single |
|------|-----------|
| 1 | AC IN (L) |
| 2 | AC IN (N) |
| 3 | FG |
| 4 | +DC OUT |
| 5 | +DC OUT |
| 6 | -DC OUT |
| 7 | -DC OUT |



A=For fixture to din rail clip only
 B=For fixture to pcb/chassis only
 A=M3x0.5P
 B=M3x0.5P